

Name

\_\_\_\_\_

Title

\_\_\_\_\_

Author


\_\_\_\_\_

Genre

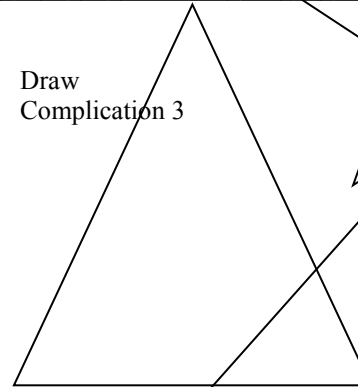
\_\_\_\_\_

Describe the climax and draw a picture in the star.

\_\_\_\_\_  
\_\_\_\_\_  
\_\_\_\_\_  
\_\_\_\_\_




Draw  
Complication 3



Describe complication 3:

\_\_\_\_\_  
\_\_\_\_\_  
\_\_\_\_\_  
\_\_\_\_\_


Draw  
Complication 2



Describe complication 2:

\_\_\_\_\_  
\_\_\_\_\_  
\_\_\_\_\_  
\_\_\_\_\_

Draw  
Complication 1



Describe complication 1:

\_\_\_\_\_  
\_\_\_\_\_

Setting:

Conflict:

Main Character:

\_\_\_\_\_

\_\_\_\_\_  
\_\_\_\_\_

\_\_\_\_\_  
\_\_\_\_\_

--	--	--

Exposition:

Draw a picture of the main character, setting, and  
Central Conflict.

Directions:

1. Complete this worksheet using complete sentences to explain the relevant parts of the plot of the novel on the lines provided. In the shapes, draw pictures to help us gain a better understanding of the book. These will be on display in the classroom and/or throughout the school so please do a nice job.
2. Type a book review similar to one you might read in a magazine which is at least one eighth to ten sentence paragraph long. Be sure to comment on the quality of writing, plot events, etc. You may include spoilers and reference the ending of the novel because these will not be on display. Submit your review to your teacher through schoology.